

Highway & Airport
Paving Equipment

Concrete Batching
& Mixing Plants

Canal Construction
Equipment

**Trenching
Equipment**



Eagle Trenchers

High Production Wheel Trenchers



EAGLE TRENCHERS

HIGH PRODUCTION TRENCHERS

Guntert & Zimmerman is committed to manufacturing the highest quality wheel trenchers to increase productivity, lower operating costs, and ensure ease of operation. Eagle Trenchers are an excellent choice for a wide variety of high production trenching applications, such as foundations, utilities, irrigation, and fiber optic installations. Eagle Trenchers are built rugged enough for the toughest jobs and when the job is done...a clean superior end product is left behind. Along with Wheel Trenchers for trenching applications, G&Z builds Trapezoidal Trenchers for excavating and trimming small to medium size canals at high production rates in a single pass.

Years of field and manufacturing experience and incorporating the latest available technology make Eagle Trenchers the obvious choice for boosting jobsite trenching productivity and profitability.

Eagle 4500 // Wheel Trencher

Digging Depth: 4 ft. (1.22 m) // Digging Width: 12 to 24 in. (305 – 610 mm) //
Approx. Weight: 22,500 Lbs.



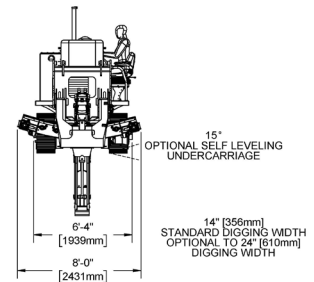
Standard Features

- Engine: US EPA Tier 4 Final, EU Stage IV emission standards, Direct Injection, Turbocharged-Aftercooled (TA), In-Line 4, 4-Stroke-Cycle Diesel, approximately 115 bhp (86 bkW)
- Digging drive: Robust piston low speed high torque motor mounted directly to the No. 1 head shaft
- Undercarriage: G&Z D3 size crawlers, rock guards, high reduction planetary gear box.
- Conveyor: Reversible Hydraulic Drive for either right or left discharge, 24 in. (610mm) wide x approximately 8 ft. (2431mm) long, rated @ 1000 fpm (305 M/ min).
- Hydraulic conveyor shift for adjustable discharge
- Fixed Crumb Shoe with fully enclosed light weight stay rod
- 5/8 in. Hardox® rim with heat treated gear type matched segments and split sprocket
- EGON high response adjustable control system with filter monitoring system
- Remote Operator Console, Belly Pack Type, with intuitively organized Switches / Joy Sticks labeled with ISO symbols, Wireless Capable, Docking Station
- User Interface through LCD, High Resolution / Anti-glare Color Screen, Ambient Light Sensor controlled Backlighting, and CAN, RS-232 or USB interfaces for diagnostics and downloading software updates.
- Corner to corner adjustable position E-stop system
- Anti-Vandalism Locks & Guards
- Adjustable Operator Seat

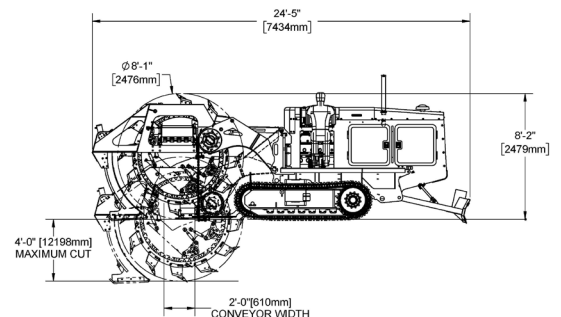
Optional Features

- EGON Telematics remote diagnostics and monitoring system
- Electronic Foot Pedal Control for Machine Steering
- Utility Buckets / Irrigation Buckets
- Sensed Hydraulic Filters
- Cable Laying Attachment
- Carbide Teeth
- Stringline / GPS / 3D guidance software for steering and grade
- Dozer Blade
- Berm Scrapers
- 15"-24" (381mm-610mm) Side Cutter Sets
- Cab - Heated and Air Conditioned
- Umbrella

EAGLE 4500 REAR VIEW



EAGLE 4500 SIDE VIEW



Eagle 5500 // Wheel Trencher

Digging Depth: 5 ft. (1.52 m) // Digging Width: 12 to 24 in. (305-610 mm) //
Approx. Weight: 26,820 Lbs.



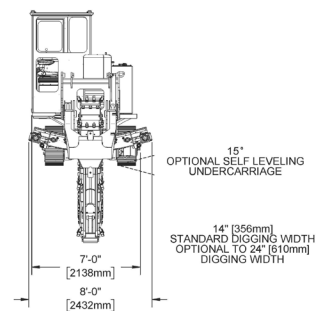
Standard Features

- Engine: US EPA Tier 4 Final, EU Stage IV emission standards, Direct Injection, Turbocharged-Aftercooled (TA), In-Line 4, 4-Stroke-Cycle Diesel, approximately 115 bhp (86 kW)
- Digging drive: Robust piston low speed high torque motor mounted directly to the No. 1 head shaft
- Undercarriage: G&Z D3 size crawlers, rock guards, high reduction planetary gear box
- Conveyor: Reversible Hydraulic Drive for either right or left discharge, 24 in. (610mm) wide x approximately 8 ft. (2431mm) long, rated @ 1000 fpm (305 M/min).
- Hydraulic conveyor shift for adjustable discharge
- Fixed Crumb Shoe with fully enclosed light weight stay rod
- 5/8 in. Hardox® rim with heat treated gear type matched segments and split sprocket
- EGON high response adjustable control system with filter monitoring system
- Remote Operator Console, Belly Pack Type, with intuitively organized Switches / Joy Sticks labeled with ISO symbols, Wireless Capable, Docking Station
- User Interface through LCD, High Resolution / Anti-glare Color Screen, Ambient Light Sensor controlled Backlighting, and CAN, RS-232 or USB interfaces for diagnostics and downloading software updates.
- Corner to corner adjustable position E-stop system
- Anti-Vandalism Locks & Guards
- Adjustable Operator Seat

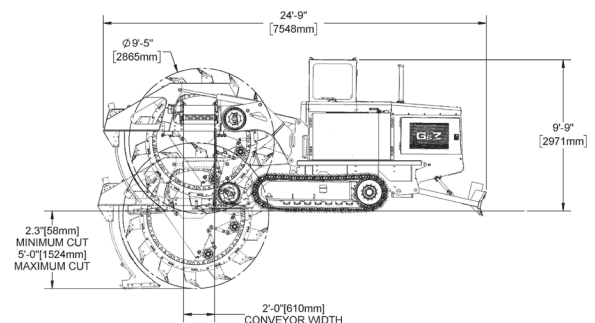
Optional Features

- EGON Telematics remote diagnostics and monitoring system
- Electronic Foot Pedal Control for Machine Steering
- Utility Buckets / Irrigation Buckets
- Sensed Hydraulic Filters
- Cable Laying Attachment
- Carbide Teeth
- Stringline / GPS / 3D guidance software for steering and grade
- Dozer Blade
- Berm Scrapers
- 15"-24" (381mm-610mm) Side Cutter Sets
- Cab - Heated and Air Conditioned
- Umbrella

EAGLE 5500 REAR VIEW



EAGLE 5500 SIDE VIEW



Eagle 4600 // Side Shift Wheel Trencher

Digging Depth: 4 ft. (1.21 m) // Digging Width: 12 to 24 in. (305 - 610 mm)



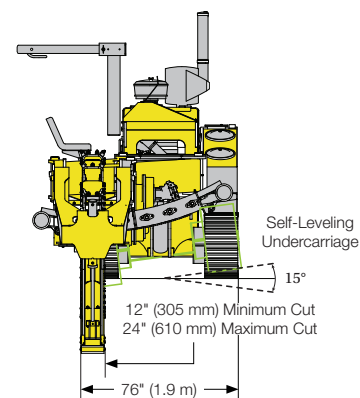
Standard Features

- Engine: US EPA Tier 3/European Stage IIIA direct electronic fuel injection, turbocharged and aftercooled, 6-cylinder Diesel Engine, approximately 175 HP (130 kW) .
- Conveyor: Reversible Hydraulic Drive for either right or left discharge, 24 in. (610 mm) wide x approximately 7 ft. (2134 mm) long, center to center, rated @ 0-1000 fpm (0-305 mpm).
- Digging Drive: Hydraulic Motor Driven Gear Box with Integral Flywheel mounted directly to the No. 1 Head Shaft.
- Undercarriage: D-4 size Crawlers, SALT Chain with Split Master Link. High reduction planetary gear boxes. Undercarriage mounted to a separate, solid subframe, and center pin connected to the tractor body. Machine equipped with hydraulic cylinder self-level control for 15° maximum angle.
- Fixed Crumb Shoe
- Hydraulic Conveyor Shift
- Roll Over Protection System (ROPS)
- Weight: Approx. 35,000 lbs (15,837 kg)

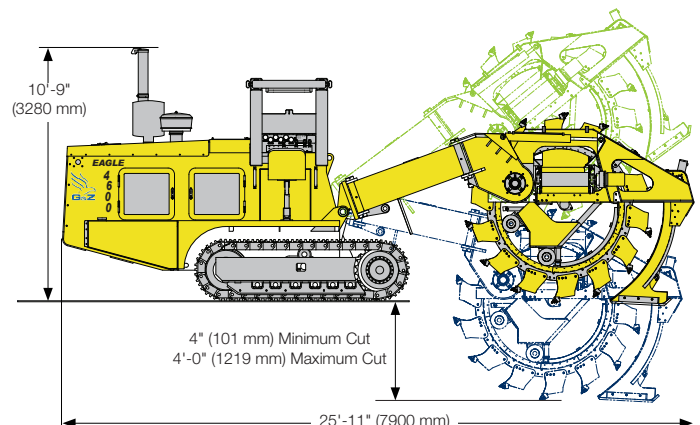
Optional Features

- Hydraulic Roll-up Crumb Shoe
- Self-Level Control
- Carbide Teeth
- 15 - 24 in. (381 - 610 mm) Side Cutter Sets
- Narrow Bucket Wheel Kit to maintain full depth 12 in. (305 mm) trench width
- Front Pass Conveyor with separate pivoting Stinger Belt, 24 in. (610 mm) wide belts and supports to load out dump trucks. Maximum digging depth is reduced by 12 in. (305 mm) when optional Front Pass Conveyor is used
- EGON IntelliMatics: Remote Diagnostics & Monitoring

Eagle 4600 Rear View (Wheel shifted to side)



Eagle 4600 Side View



Eagle 6500 // Wheel Trencher

Digging Depth: 6 ft. (1.83 m) // Digging Width: 18 to 30 in. (457 - 762 mm)



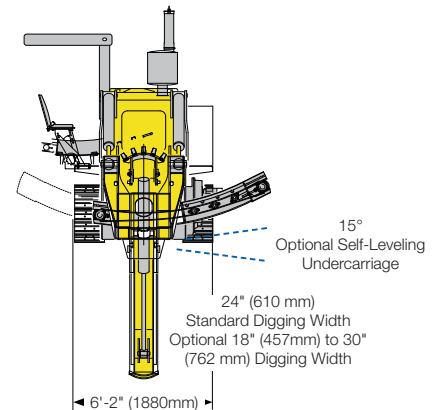
Standard Features

- Engine: US EPA Tier 3/European Stage IIIA direct electronic fuel injection, turbocharged and aftercooled, 6-cylinder Diesel Engine, approximately 175 HP (130 kW) @ 2100 RPM, Continuous Rating.
- Conveyor: Reversible Hydraulic Drive for either right or left discharge, 24 in. (610 mm) wide x approximately 7 ft.(2134mm) long, center to center, rated @ 0-1000 fpm (0-305 mpm)
- Digging Drive: Heavy Duty, Hydraulic Motor Driven Wheel Drive Gear Reducer with Integral Flywheel mounted directly to the Head Shaft
- Undercarriage: G&Z D-4 size Crawlers, SALT Chain with Split Master Link. High Reduction Planetary gear boxes. Undercarriage mounted directly to the tractor body.
- Hydraulic Conveyor Shift
- Fixed Crumb Shoe
- Roll Over Protection System (ROPS)
- 1 in. (25.4 mm) Rims & Buckets, 24 in. (610 mm) Cut
- Weight: Approx. 42,000 lbs (19,050 kg)

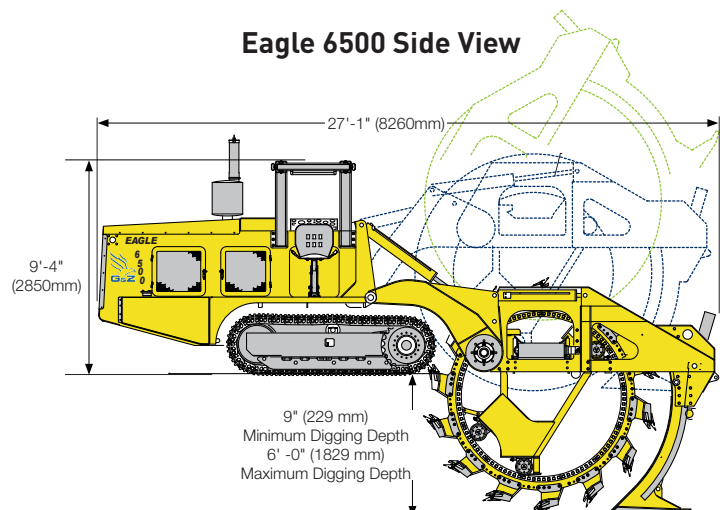
Optional Features

- Hydraulic Roll Up Crumb Shoe
- Cab - Heated and Air Conditioned
- Self Level Control
- Carbide Teeth
- Additional Buckets for different trench widths up to maximum 30 in. (762 mm)
- Narrow Bucket Wheel Kit to maintain full depth 12 in. (305 mm) trench width
- EGON IntelliMatics: Remote Diagnostics & Monitoring

Eagle 6500 Rear View



Eagle 6500 Side View



Eagle 6600 // Side Shift Wheel Trencher

Digging Depth: 6 ft. (1.83 m) // Digging Width: 18 to 24 in. (457 - 762 mm)



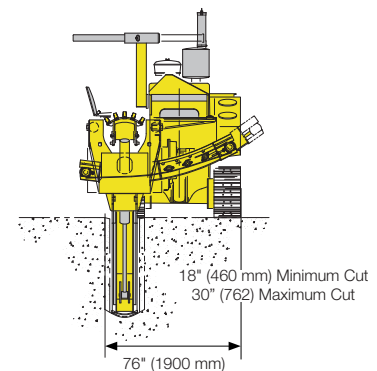
Standard Features

- Engine: US EPA Tier 3/European Stage IIIA direct electronic fuel injection, turbocharged and aftercooled, 6-cylinder Diesel Engine, approximately 175 HP (130 kW) @ 2100 RPM, Continuous Rating.
- Conveyor: Reversible Hydraulic Drive for either right or left discharge, 24 in. (610 mm) wide x approximately 7 ft. (2134 mm) long center to center (long enough to reach the Front Pass Conveyor) with belt skirting rated @ 1000 fpm (305 mpm). Shipping Width 8 ft. (2438 mm).
- Digging Drive: Hydraulic Motor Driven Gear Box with Integral Flywheel mounted directly to the No. 1 Head Shaft.
- Undercarriage: G&Z D-4 size Crawlers, 16 in. (406 mm) triple grouser pads, 8 bottom rollers, 2 top carrier rollers, SALT Chain with Split Master Link, Rock Guards, spring loaded, grease gun type front idler assemblies. Machine equipped with hydraulic cylinder self-level control.
- Roll Over Protection System (ROPS)
- Weight: Approx. 44,000 lbs (19,909 kg)

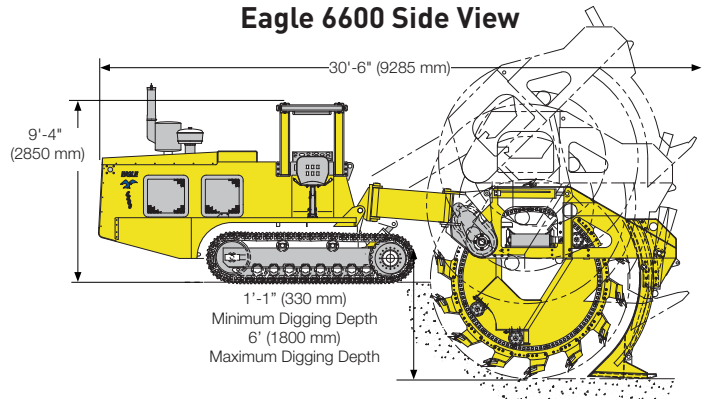
Optional Features

- Cab - Heated and Air Conditioned
- 14 in. (356 mm) Narrow Bucket Wheel Kit
- Carbide Teeth
- Front Pass Conveyor with 24 in. (610 mm) wide belt and supports and separate stinger belt to load out dump trucks
- Wide triple grousers
- Side Cutter Sets
- EGON IntelliMatics: Remote Diagnostics & Monitoring

Eagle 6600 Rear View (Wheel shifted to side)



Eagle 6600 Side View



Eagle 7500 // Wheel Trencher

Digging Depth: 7 ft. (2.13 m) // Digging Width: 22 to 40 in. (559 - 1016 mm)



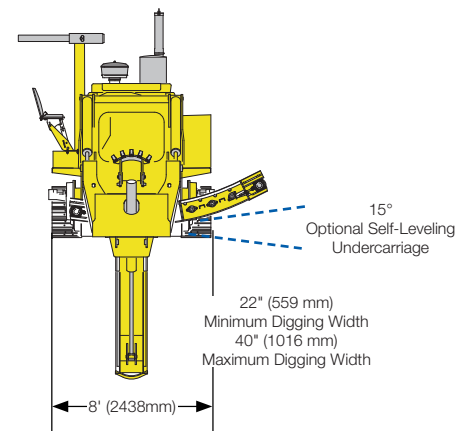
Standard Features

- Engine: US EPA Tier 3/European Stage IIIA direct electronic fuel injection, turbocharged and aftercooled, 6-cylinder Diesel Engine, approximately 275 HP (205 kW) @ 2100 RPM
- Conveyor: 30" (762 mm) wide x 8'-10" (2692 mm) long c to c with belt skirting rated @ 1000 fpm (305 mpm).
- Digging Drive: - Hydraulic Motor Driven Gear Box with Integral Flywheel mounted direct to No. 1 Head Shaft
- Undercarriage: G&Z D-4 size Crawlers / 20 in. (508 mm) wide triple grousers, SALT Chain with Split Master Link, Rock Guards. Undercarriage mounted directly to tractor body.
- Bucket wheel assembly is connected to the main body of the trencher via pivot arms and the center pull, articulated mast.
- Hydraulic Conveyor Shift
- Fixed Crumb Shoe - Break-A-Way style
- Roll Over Protection System (ROPS)
- 1 1/4" (32 mm) Rims and Buckets, foundation style
- Weight: Approx. 56,000 lbs (25,401 kg)

Optional Features

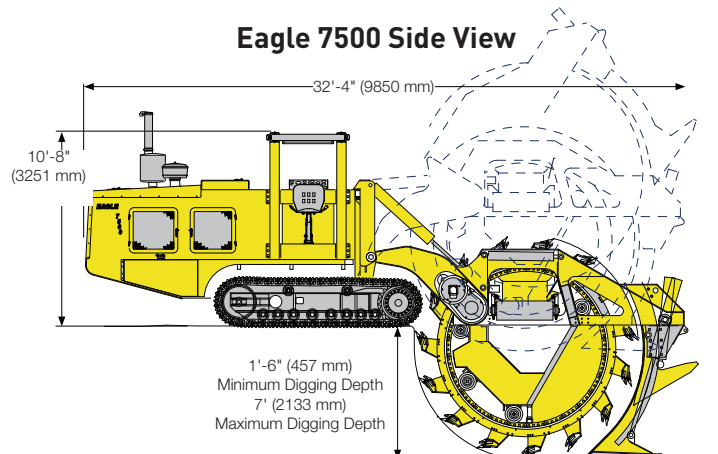
- Cab - Heated and Air Conditioned
- Pressurized Cab to reduce dust infiltration
- Conical carbide teeth with holders
- Roll-up Crumb Shoe, hydraulically powered
- Automatic Steering and Grade Control System
- Automatic Cross-Level System
- Conveyor Extensions - 2' (610 mm) or 4' (1220 mm)
- Additional Buckets and Bucket Backs for different trench widths up to maximum 40 in. (1,016 mm)
- EGON IntelliMatics: Remote Diagnostics & Monitoring
- HID 24V DC Lights

Eagle 7500 Rear View



Shipping Width 8'-6" (2590 mm)

Eagle 7500 Side View



Eagle 8500 // Wheel Trencher

Digging Depth: 3 to 8 ft. (0.91 - 2.43 m) // Digging Width: 24 to 48 in. (762 - 1220 mm)



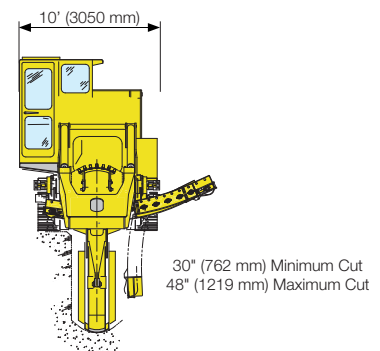
Standard Features

- Engine: US EPA Tier 3/European Stage IIIA direct electronic fuel injection, turbocharged and aftercooled, 6-cylinder Diesel Engine, approximately 350 HP (261 kW) Intern. Rating @ 2100 RPM.
- Hydraulic Conveyor: 36 in. (914 mm) wide x 12 ft.-5 in. (3780 mm) long c to c with belt skirting rated @ 1000 fpm (305 mpm).
- Digging Drive: Two Hydraulic Motor Driven Gear Boxes with Integral Flywheel mounted direct to No. 1 Head Shaft
- Undercarriage: G&Z D-5 size Crawlers / 20 in. (508 mm) wide triple grousers, SALT Chain with Split Master Link, Rock Guards. Undercarriage mounted directly to tractor body.
- Bucket wheel assembly is connected to the main body of the trencher via pivot arms and the center pull, articulated mast.
- Hydraulic Conveyor Shift
- Fixed Crumb Shoe - Break-A-Way style
- Cab - Heated and Air Conditioned
- 1 1/4" (32 mm) Rims and Buckets, foundation style
- Weight: Approx. 75,000 - 80,000 lbs (33,937 - 36,199 kg)

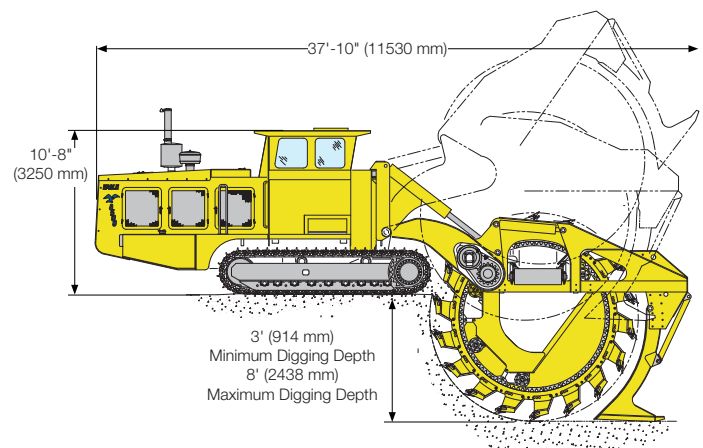
Optional Features

- Cab - Heated and Air Conditioned
- Pressurized Cab to reduce dust infiltration
- Conical carbide teeth with holders
- Roll-up Crumb Shoe, hydraulically powered
- Automatic Steering and Grade Control System
- Automatic Cross-Level System
- Conveyor Extensions - 2' (610 mm) or 4' (1220 mm)
- Additional Buckets and Bucket Backs for different trench widths up to maximum 48 in. (1,219 mm)
- EGON IntelliMatics: Remote Diagnostics & Monitoring
- HID 24V DC Lights

Eagle 8500 Rear View



Eagle 8500 Side View



Eagle 6300 // Trapezoidal Trencher

Digging Depth: 1 to 4 ft. (305 - 1219 mm) // Bottom Width: 1 to 4 ft. (305 - 1219 mm)



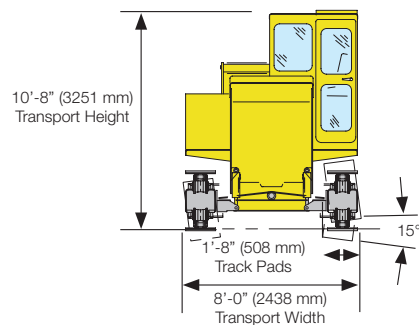
Standard Features

- Engine: US EPA Tier 3/European Stage IIIA direct electronic fuel injection, turbocharged and aftercooled, 6-cylinder Diesel Engine, approximately 275 HP (205kW) Intern Rating @ 2100 RPM
- Conveyor: Reversible Hydraulic Drive for either right or left discharge, 30 in. (762 mm) wide. The conveyor length is custom made to fit your application and is rated @ 0-1000 fpm (0-305 mpm)
- Hydraulic Conveyor Shift
- Digging Drive: No. 1 Shaft mounted gear reduction box, flywheel type with hydraulic motor drive. Split sprocket with hub drives wheel rims off segments.
- Undercarriage: G&Z D-4 size Crawlers, sealed chain with Split Master Link. Heavy Duty Planetary gear reduction boxes
- Automatic Cross-level Control: Automatic line and grade control in reference to a single grade wire
- Slopes Possible: 1:1, 1¼:1 and 1½:1 as ordered. Some limitations may apply. Consults G&Z factory regarding your needs
- Weight (Approx.): 64,000 lbs. (29,030 kg)

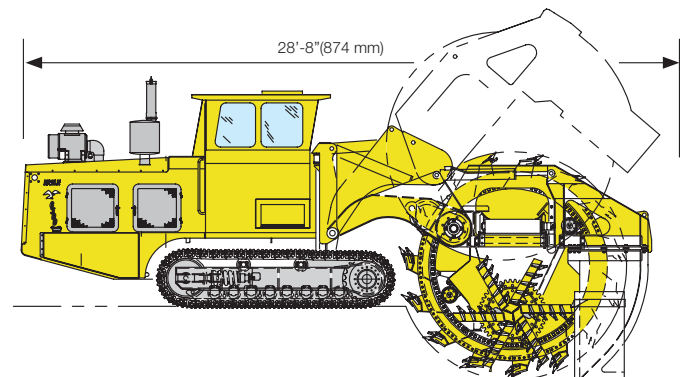
Optional Features

- Cab - Heated and Air Conditioned
- Pressurized Cab to reduce dust infiltration
- Utility/Pipeline trencher conversion kit
- Laser Control Equipment
- Additional buckets, rotaries, and crumshoes for different canal cross sections. Consult with factory.
- EGON IntelliMatics: Remote Diagnostics & Monitoring
- HID 24V DC Lights

Eagle 6300 Front View



Eagle 6300 Side View



Eagle 7300 // Trapezoidal Trencher

Digging Depth: 2 to 7 ft. (500 - 2130 mm) // Bottom Width: 1.5 to 8.5 ft. (457 - 2590 mm)



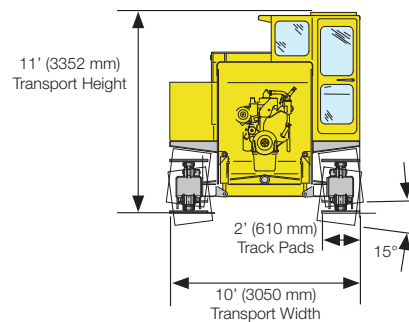
Standard Features

- Engine: US EPA Tier 3/European Stage IIIA direct electronic fuel injection, turbocharged and aftercooled, 6-cylinder Diesel Engine, approximately 385 HP (287 kW) Continuous Power Rating @ 2100 RPM.
- Conveyor: Reversible Hydraulic Drive for either right or left discharge, 42 in. (1066 mm) wide. The conveyor length is custom made to fit your application and is rated @ 0-1000 fpm (0-305 mpm)
- Hydraulic Conveyor Shift
- Digging Drive: - No. 1 Shaft mounted gear reduction boxes, flywheel type with hydraulic motor drives. Split sprocket with hub drives wheel rims off segments.
- Undercarriage: G&Z D-5 size Crawlers, sealed chain with Split Master Link. Heavy Duty Planetary gear reduction boxes.
- Automatic Cross-level Control: Automatic line and grade control in reference to a single grade wire
- Slopes Possible: 1:1, 1¼ :1 and 1½:1 as ordered. Some limitations may apply. Consults G&Z factory regarding your needs
- Hydraulically Adjustable Front Counter Weight
- Weight: Approx. 85,000 - 110,000 lbs (38,555 - 49,895 kg)

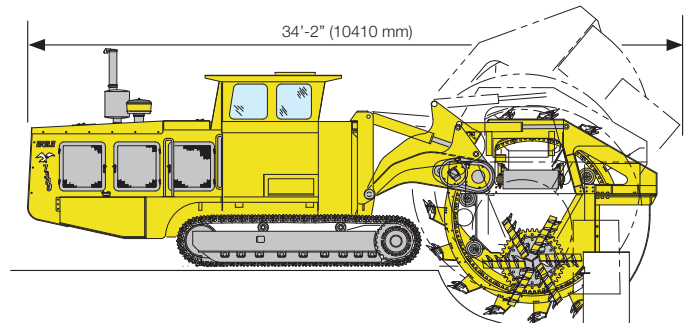
Optional Features

- Cab - Heated and Air Conditioned
- Pressurized Cab to reduce dust infiltration
- Utility/Pipeline trencher conversion kit
- Laser Control Equipment
- Additional buckets, rotaries, and crumshoes for different canal cross sections. Consult with factory.
- EGON IntelliMatics: Remote Diagnostics & Monitoring
- HID 24V DC Lights

Eagle 7300 Front View



Eagle 7300 Side View



Eagle 9700 // Wheel Trencher

Digging Depth: 9 ft. (2.74 m) // Digging Width: 26 in. (660 mm) //
Approx. Weight: 62,000 Lbs.



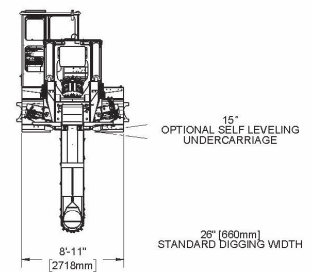
Standard Features

- Engine: US EPA Tier 4 Final, EU Stage IV emission standards, Direct Injection, Turbocharged-Aftercooled (TA), In-Line 6, 4-Stroke-Cycle Diesel, approximately 275 bhp (205 bkW)
- Digging drive: Robust piston low speed high torque motor mounted directly to the No. 1 head shaft
- Undercarriage: G&Z D4E size crawlers, rock guards, high reduction planetary gear box
- Conveyor: Reversible Hydraulic Drive for either left or right discharge, 30 in. (762mm) wide x approximately 8 ft. (2438mm) long, rated @ approximately 1400 fpm (426 M/min)
- Hydraulic conveyor shift for adjustable discharge
- Fixed Crumb Shoe with fully enclosed light weight stay rod
- 3/4 in. Hardox® rim with heat treated gear type matched segments and split sprocket
- EGON high response adjustable control system with filter monitoring system
- Remote Operator Console, Belly Pack Type, with intuitively organized Switches / Joy Sticks labeled with ISO symbols, Wireless Capable, Docking Station
- User Interface through LCD, High Resolution / Anti-glare Color Screen, Ambient Light Sensor controlled Backlighting, and CAN, RS-232 or USB interfaces for diagnostics and downloading software updates
- Corner to corner adjustable position E-stop system
- Anti-Vandalism Locks & Guards
- Cab with Adjustable Operator Seat

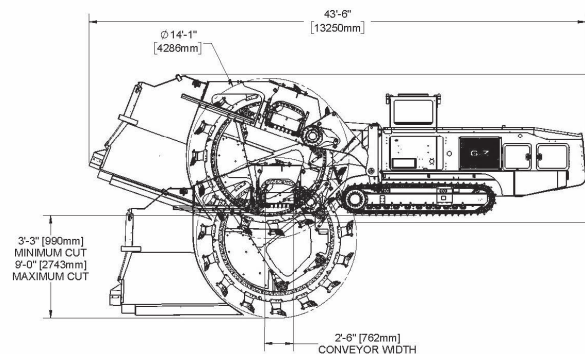
Optional Features

- EGON Telematics remote diagnostics and monitoring system
- Electronic Foot Pedal Control for Machine Steering
- Utility Buckets / Irrigation Buckets
- Sensed Hydraulic Filters
- Cable Laying Attachment
- Carbide Teeth
- Stringline/ GPS/ 3D guidance software for steering and grade
- Rear standing platforms
- Premium cab package: overhead mounted heater and air conditioning, vortex cab pressurizer, air ride seat
- Drainage system installation package: Adjustable speed Pipe pusher, guides and gravel box for 8-15in pipew

EAGLE 9700 REAR VIEW



EAGLE 9700 SIDE VIEW



Guntert & Zimmerman Const. Div., Inc.

222 E. Fourth St. Ripon, CA 95366 U.S.A.

Phone +1.209.599.0066

Fax +1.209.599.2021

Toll Free +1.800.733.2912 (USA / Canada)

Email gz@guntert.com

Web www.guntert.com



Manufactured under one or more of the following U.S. or Foreign Patents: www.guntert.com/patents.html . Some items shown may be optional. G&Z reserves the right to make improvements in design, material, and/or changes in specifications at any time without notice and without incurring any obligation related to such changes.

